



# GenInterlock.com

Model	GEN1-ABB
Description	Generator Interlock Kit General Electric GE or ABB 100 and 125 Amp Panels with 1 3/8- 2 3/8 spacing
Main Breaker	Horizontal throw left (off) to right (on)
Generator Breaker	Top right side 2 positions
	
<b>WARNING</b> <b>Only qualified personnel should be working on the panel box</b> <b>An amateur should <u>NEVER</u> open the panel box</b> <b>Please follow all rules and regulations of the National Electric Code</b>	

Step 1: Disassemble the interlock. Place the bottom plate (holes only) above the top right breaker and mark holes. The plate is parallel to top right breaker.




Step 2: Turn off the main breaker and remove panel cover.

Step 3: Drill holes as marked on panel cover with supplied 3/16 drill bit and remove all burs from drilling cover.

Step 4: Insert screws from rear of cover, install bottom plate, and install top plate (slotted) install thread lock to screws and install retaining nuts. Ensure proper movement.

Step 5: Install 2 pole Generator breaker on top right side and place Generator Warning Sticker on Generator breaker.

Step 6: Combine the zip ties to make a loop and install zip ties around top set of breakers in panel as shown in picture below. Pull on ends to make tight around breakers. Trim zip ties as needed and install Warning label next to release tab on zip tie at generator breaker.



Step 7: Re-Install panel cover, Verify proper operation of interlock. Main breaker **ON**, generator breaker **OFF** and generator breaker **CAN NOT** be turned on. Generator breaker **ON**, main breaker **OFF** and main breaker **CAN NOT** be turned on. Please verify that inside panel cover is touching all breaker, if not adjust panel cover with top and bottom screw on cover.



**Generator On**



**Main On**

Place Generator start-up procedure label on panel box, Place CAUTION label on panel box and electric meter pan.

The MAIN and the GENERATOR breakers should NEVER be able to be turned on at the same time. If panel cover is removed the Generator breaker is NEVER to be turned on. If for any reason the interlock does not function properly, DO NOT USE and contact us immediately at [sales@GenInterlock.com](mailto:sales@GenInterlock.com) for support and instructions.

Thank You for your support,  
GenInterlock Team

**DISCLAIMER:** GenInterlock.com is NOT responsible for misuse or improper installation. All electrical equipment should be installed and maintained by qualified personnel. Any consequences arising from improper use is the responsibility of the user.

GenInterlock.com  
[Sales@geninterlock.com](mailto:Sales@geninterlock.com)  
732-339-4191