



Model	GE-100X Pat. Pending
Main Breaker	100 amp single handle Horizontal throw right (on) left (off)
Generator Breaker	Top right side 2 positions
	
WARNING Only qualified personnel should be working on the panel box An amateur should <u>NEVER</u> open the panel box Please follow all rules and regulations of the National Electric Code	

Step 1: Disassemble the interlock. Place the bottom plate (holes only) at the main breaker touching the sides as in the picture.




Step 2: Turn off main breaker and remove panel cover.

Step 3: Drill holes as marked on panel cover with supplied 3/16 drill bit and remove all burs from drilling cover.


Step 4: Insert screws from rear of cover, install bottom plate, and install top plate (slotted) with retaining nuts. Ensure proper movement.

Step 5: Install 2 pole Generator breaker on top right side and place Generator Warning Sticker on Generator breaker.

Step 6: Re-Install panel cover, Verify proper operation of interlock. Main breaker **ON**, generator breaker **OFF** and generator breaker **CAN NOT** be turned on. Generator breaker **ON**, main breaker **OFF** and main breaker **CAN NOT** be turned on.



Main On



Generator On

Place Generator start-up procedure label on panel box, Place CAUTION label on panel box and electric meter pan.

The MAIN and the GENERATOR breakers should NEVER be able to be turned on at the same time. If panel cover is removed the Generator breaker is NEVER to be turned on. If for any reason the interlock does not function properly, DO NOT USE and contact us immediately at sales@GenInterlock.com for support and instructions.

Thank You for your support,
GenInterlock Team

DISCLAIMER: GenInterlock.com is NOT responsible for misuse or improper installation. All electrical equipment should be installed and maintained by qualified personnel. Any consequences arising from improper use is the responsibility of the user.

GenInterlock.com
2227 US Highway 1 – Unit 124
North Brunswick, NJ 08902
Sales@geninterlock.com
732-339-4191