



GenInterlock.com


| | |
|---|---|
| Model | FAC-MUR200HR Pat. Pending |
| Main Breaker | 150 or 200 amp single handle Horizontal throw Right hand hump breaker |
| Generator Breaker | Top right side 2 positions |
| |  |
| WARNING Only qualified personnel should be working on the panel box An amateur should <u>NEVER</u> open the panel box Please follow all rules and regulations of the National Electric Code | |

Step 1: Turn off main breaker, disconnect power from utility

Step 2: Remove panel cover, remove retaining screw from main breaker (see photo) and remove leads from main breaker.



Step 3: Install new main breaker, install leads and retaining screw (see photo).



- Step 4: Install 2 pole Generator breaker on top right side, install manufacture clips as per instructions and place Generator Warning Sticker on Generator breaker.
- Step 5: Re-Install panel cover, Verify proper operation of interlock. Main breaker **ON**, generator breaker **OFF** and generator breaker **CAN NOT** be turned on. Generator breaker **ON**, main breaker **OFF** and main breaker **CAN NOT** be turned on. Restore utility power to home.
- Step 6: Place Generator start-up procedure label on panel box, Place CAUTION label on panel box and electric meter pan.

The MAIN and the GENERATOR breakers should NEVER be able to be turned on at the same time. If panel cover is removed the Generator breaker is NEVER to be turned on. If for any reason the interlock does not function properly, DO NOT USE and contact us immediately at sales@GenInterlock.com for support and instructions.

Thank You for your support,

GenInterlock Team

DISCLAIMER: GenInterlock.com is NOT responsible for misuse or improper installation. All electrical equipment should be installed and maintained by qualified personnel. Any consequences arising from improper use is the responsibility of the user.

GenInterlock.com
2227 US Highway 1 – Unit 124
North Brunswick, NJ 08902
Sales@geninterlock.com
732-339-4191