



Model	ITE-200A
Main Breaker	150 or 200 amp Vertical throw up (on) down (off)
Generator Breaker	Top left side 2 positions
	
<div>WARNING Only qualified personnel should be working on the panel box An amateur should <u>NEVER</u> open the panel box Please follow all rules and regulations of the National Electric Code</div>	

Step 1: Disassemble the interlock. Place the bottom plate (holes only) above the top left breaker and mark holes.




Step 2: Turn off main breaker and remove panel cover.

Step 3: Drill holes as marked on panel cover with supplied 3/16 drill bit and remove all burs from drilling cover.

Step 4: Insert screws from rear of cover, install bottom plate, and install top plate (slotted) install thread lock to screws and install retaining nuts. Ensure proper movement.

Step 5: Install 2 pole Generator breaker on top left side and place Generator Warning Sticker on Generator breaker.


Step 6: Combine the zip ties to make a loop and install zip ties around top set of breakers in panel as shown in picture below. Pull on ends to make tight around breakers. Install Warning label next to release tab on zip tie at generator breaker.



Step 7: Re-Install panel cover, Verify proper operation of interlock. Main breaker **ON**, generator breaker **OFF** and generator breaker **CAN NOT** be turned on. Generator breaker **ON**, main breaker **OFF** and main breaker **CAN NOT** be turned on.



Generator On



Main On

Place Generator start-up procedure label on panel box, Place CAUTION label on panel box and electric meter pan.

The MAIN and the GENERATOR breakers should NEVER be able to be turned on at the same time. If panel cover is removed the Generator breaker is NEVER to be turned on. If for any reason the interlock does not function properly, DO NOT USE and contact us immediately at sales@GenInterlock.com for support and instructions.

Thank You for your support,

GenInterlock Team

DISCLAIMER: GenInterlock.com is NOT responsible for misuse or improper installation. All electrical equipment should be installed and maintained by qualified personnel. Any consequences arising from improper use is the responsibility of the user.

GenInterlock.com
Sales@geninterlock.com
732-339-4191